

Neck and Upper Back Exercises - Level 1

Patient Information

Musculoskeletal (MSK) Physiotherapy Services



The Patient Information Leaflets page on the Trust website is available on the link:
<https://www.wwl.nhs.uk/patient-information-leaflets> or scan the QR code.

Author ID: GE
Leaflet Ref: Tpy 023
Version: 2
Leaflet title: Neck and Upper Back Exercises Level 1
Date Produced: December 2023
Expiry Date: December 2025



Disclaimer

Not all exercises are suitable for everyone and while every precaution was taken in selecting these exercises, they do not come without risks. If you have any concerns regarding injury, or whether or not you should partake in the exercises, then you should consult your General Practitioner (GP) or Physiotherapist prior to commencing any exercises shown here.

It is quite normal to feel some discomfort following exercise, but it is important that this discomfort eases within 2 hours of finishing the exercise and doesn't have an overall negative effect on your symptoms.

The exercise plans shown here are designed to be used as a guide and a point of reference, they are not exhaustive and can be modified and progressed under the supervision of your physiotherapist.

Instructions

Aim to do the exercise plan 3 to 4 times per week, with at least 1 day off in between to allow for recovery.

Each exercise is repeated a number of times (for example, 5 or 10 times) to build up strength and flexibility. The repetitions make a 'set'.

The number of repetitions is a guide and can be increased or decreased according to pain levels. If the exercise causes pain that lasts for more than 2 hours after finishing the exercise, then decrease the repetitions.

Complete each exercise slowly and in a controlled manner, you should take your time and not rush. Take 30 seconds rest in between each set.

Contact the Physio department if you find the exercises are making your pain worse overall.

Contact Information

Leigh Health Centre

Telephone: 0300 707 1597
wwl-tr.leighphysio@nhs.net

Platt Bridge Health Centre

Telephone: 0300 707 1772
wwl-tr.mskphysio-bostonhouse@nhs.net


Wigan Health Centre, Boston House

Telephone: 0300 707 1113
Wwl-tr.mskphysio-bostonhouse@nhs.net

Therapy Department- Wrightington Hospital

Telephone: 01257 256305
Wwl-tr.therapyadmin@nhs.net

Neck and Upper Back Level 1 – Exercises 1 to 6



1. Chin Retraction

Sit straight-backed.

Pull your chin in, as if you are gliding your entire head straight backwards. Keep your neck and back straight (not tipping your head forwards or backwards).

Hold at the end position for 1 to 2 seconds and feel the stretch in your neck.

Repeat 10 times.

Sets 2

Stop if the exercise makes you feel dizzy or unwell.



2. Side Flexions

Do in a sitting position.

Tilt your head toward one shoulder until you feel the stretch on the opposite side.

Hold approx. 1 - 2 secs. Repeat to other side.

Repeat 5 times each side

Sets 2

Stop if the exercise makes you feel dizzy or unwell.



3. Extensions

Sit, and if possible, place your hands behind your head.

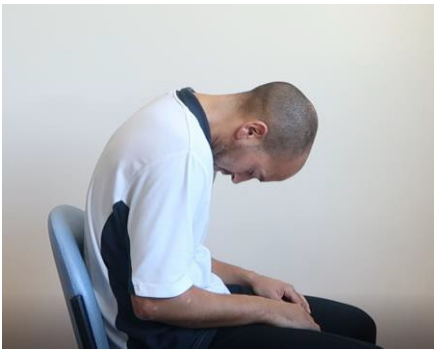
Bend your head backwards as far as is comfortable.

Hold approx. 1 - 2 secs.

Repeat 10 times.

Sets 2

Stop if the exercise makes you feel dizzy or unwell.



4. Flexions

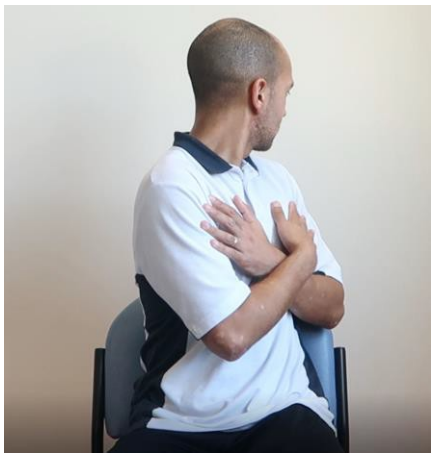
Do in a sitting position.

Bend your head forward until you feel a stretch behind your neck.

Hold for approx. 1 - 2 secs.

Repeat 10 times.
Sets 2

Stop if the exercise makes you feel dizzy or unwell.



5. Trunk Rotations


Sit up straight on a chair. Fold your arms across your chest.

Twist your trunk, until you feel a stretch in your side and back.

Hold for 1 to 2 seconds.

Repeat 5 times each side
Sets 2

Stop if the exercise makes you feel dizzy or unwell.



6. Shoulder Rolls

Sit or stand.

Roll your shoulders in both directions.

Repeat 10 times forwards and backwards.
Sets 2

Please use this space to write notes or reminders.

Comments, Compliments or Complaints

The Patient Relations/Patient Advice and Liaison Service (PALS) Department provides confidential on the spot advice, information and support to patients, relatives, friends, and carers.

Contact Us

Tel: 01942 822376 (Monday to Friday 9am until 4pm)

The Patient Relations/PALS Manager
Wrightington, Wigan and Leigh Teaching Hospitals NHS Foundation Trust
Royal Albert Edward Infirmary
Wigan Lane
Wigan
WN1 2NN

Ask 3 Questions

Become more involved in decisions about your healthcare. You may be asked to make choices about your treatment. To begin with, try to make sure you get the answers to three key questions:

1. What are my options?
2. What are the positives and negatives of each option for me?
3. How do I get support to help me make a decision that is right for me?



How We Use Your Information

For details on how we collect, use, and store the information we hold about you, please see patient information leaflet, Ref. **Corp 006** How we use your information, this can be found on the Patient Information Leaflets page on the Trust website, see details on the front cover.

This leaflet is also available in audio, large print, Braille, and other languages upon request. For more information, please ask in the department/ward.

© Wrightington, Wigan and Leigh Teaching Hospitals NHS Foundation Trust.
All rights reserved. Not to be reproduced in whole or in part without the permission of the copyright owner.

Call 111 first when it's less urgent than 999.



EMPLOYER RECOGNITION SCHEME

GOLD AWARD 2021

Proudly serving those who serve.

Phone: 0808 802 1212

Text: 81212

www.veteransgateway.org.uk

