

# Climbing Stairs with or without Walking Aids

## Patient Information

Community REACT team



The Patient Information Leaflets page on the Trust website is available on the link:  
<https://www.wwl.nhs.uk/patient-information-leaflets> or scan the QR code.

Author ID: RL  
Leaflet Ref: CRT 001  
Version: 7  
Leaflet title: Climbing Stairs with or without Walking Aids  
Last review: May 2022  
Expiry Date: May 2024



## Introduction

You may be using a walking aid for a short period of time due to a recent injury or illness or may require a walking aid longer term for a chronic condition such as arthritis. Either way this leaflet should help you remember the correct way to go up and down the stairs, using the walking aids prescribed by your Physiotherapist or other Health Care Professional.



## Disclaimer






Not all exercises are suitable for everyone, and while every precaution was taken in selecting these exercises, they do not come without risks. If you have any concerns regarding injury, or whether or not you should partake in the exercises, then you should consult your GP or Physiotherapist prior to commencing any exercises shown here.

It is quite normal to feel some discomfort following exercise, but it is important that this discomfort eases within 2 hours of finishing the exercise and does not have an overall negative effect on your symptoms.

The exercise plans shown here are designed to be used as a guide and a point of reference; they are not exhaustive and can be modified and progressed under the supervision of your physiotherapist.

## Using one elbow crutch or walking stick with one banister

	<p><b>Climbing the stairs:</b></p> <p>Hold the banister with one hand and put the stick or elbow crutch in the other hand.</p> <p>Climb stairs as follows:</p>
	<ol style="list-style-type: none"><li>1. The better leg of the two goes up first.</li></ol>

	<p>2. Your injured/painful leg next.</p>
	<p>3. Then the elbow crutch or stick.</p>
	<p><b>To go down the stairs:</b></p> <p>1. The walking aid is positioned on the step below.</p>
	<p>2. Your injured/painful leg next</p>
	<p>3. Then your good leg.</p> <p>Perform one step at a time unless advised otherwise by your Physiotherapist.</p>

## Using two banisters

To go up stairs holding onto both banisters you would follow steps 1 and 2 as for stairs with one walking aid and one banister. Remember **good** leg leads going up, **bad** leg leads going down.

## Using two sticks or elbow crutches with no rail or banister

### To go upstairs

1. The better leg of the two goes up first.
2. Your injured/painful leg next.
3. Then the elbow crutches or sticks.

### To go down the stairs:

1. The walking aid is positioned on the step below.
2. Your injured/painful leg next.
3. Then your good leg.

There are many techniques that can be used to ensure we climb stairs as safely as possible after an injury or illness. If you are struggling with any of the techniques recommended in this leaflet, please seek advice from your Physiotherapist.

If you are walking with two sticks or elbow crutches on the flat and only using one walking aid on the stairs, you will require a third walking aid to leave at the bottom or top of the stairs.

### Safety points

- Check that your banister(s) are securely fitted to the wall.
- Make sure you have adequate lighting in halls and stairways.
- Ensure all stair carpets/floor coverings are adequately fitted.
- Wear flat supportive shoes rather than slippers.

### Contact information

If you have any questions or queries, which we have not covered in this leaflet, the Community REACT team is available seven days a week 8am to 9pm and will be pleased to answer your questions as clearly and honestly as they can.

**Telephone 01942 481221**

Please use this space to write notes or reminders.

---

## Comments, Compliments or Complaints

The Patient Relations/Patient Advice and Liaison Service (PALS) Department provides confidential on the spot advice, information and support to patients, relatives, friends, and carers.

## Contact Us

Tel: 01942 822376 (Monday to Friday 9am until 4pm)

The Patient Relations/PALS Manager  
Wrightington, Wigan and Leigh Teaching Hospitals NHS Foundation Trust  
Royal Albert Edward Infirmary  
Wigan Lane  
Wigan  
WN1 2NN

---

## Ask 3 Questions

Become more involved in decisions about your healthcare. You may be asked to make choices about your treatment. To begin with, try to make sure you get the answers to three key questions:

1. What are my options?
2. What are the positives and negatives of each option for me?
3. How do I get support to help me make a decision that is right for me?



---

## How We Use Your Information

For details on how we collect, use, and store the information we hold about you, please see patient information leaflet, Ref. **Corp 006** How we use your information, this can be found on the Patient Information Leaflets page on the Trust website, see details on the front cover.

This leaflet is also available in audio, large print, Braille, and other languages upon request. For more information, please ask in the department/ward.

---

© Wrightington, Wigan and Leigh Teaching Hospitals NHS Foundation Trust.  
All rights reserved. Not to be reproduced in whole or in part without the permission of the copyright owner.

**Call 111 first when it's less urgent than 999.**



EMPLOYER RECOGNITION SCHEME

GOLD AWARD 2021

Proudly serving those who serve.

Phone: 0808 802 1212

Text: 81212

[www.veteransgateway.org.uk](http://www.veteransgateway.org.uk)

